




VIDEOTIK TUTORIAL- How to Connect & Post videos in YouTube Account

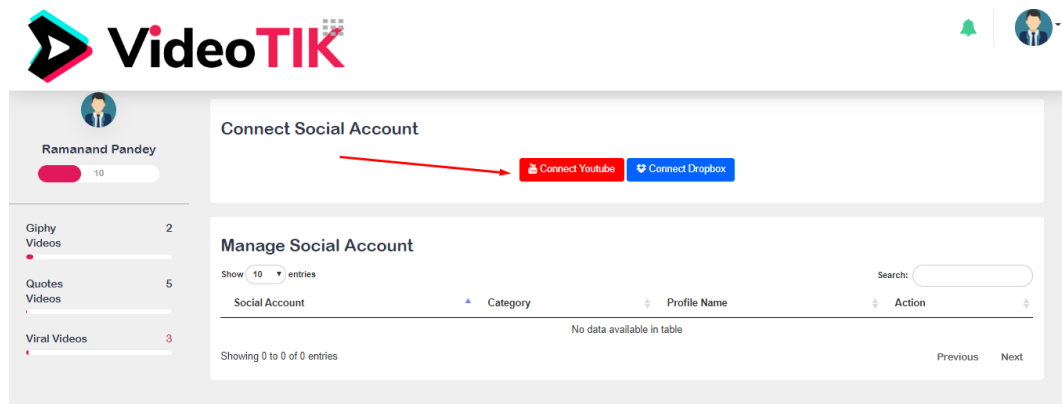
You can create contents from VideoTik and post it to your YouTube account.

Follow these simple steps below:

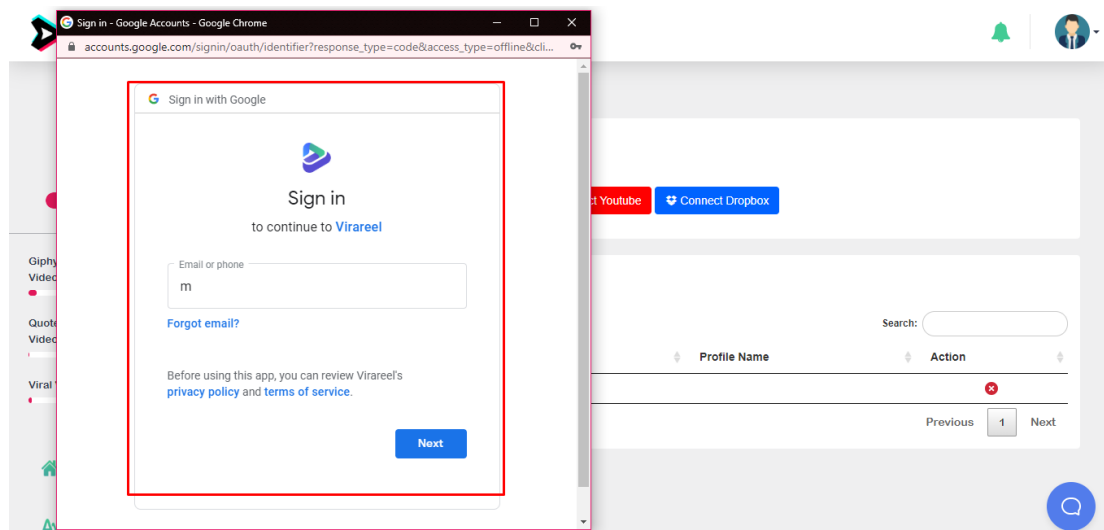
1. On the dashboard, go to your Profile tab dropdown on the upper right part of the screen then click on Social Accounts.



2. Click Connect Youtube.



3. Log in to your Youtube account, then allow permissions. VideoTik is powered by ViralReel so on the consent screen you will see ViralReel which is absolutely fine to proceed with.





- Once done, a pop up will appear at the bottom right part of the screen saying you've successfully connected your account. Then you will see the account you just linked with the app on the Manage Social Account tab.

