

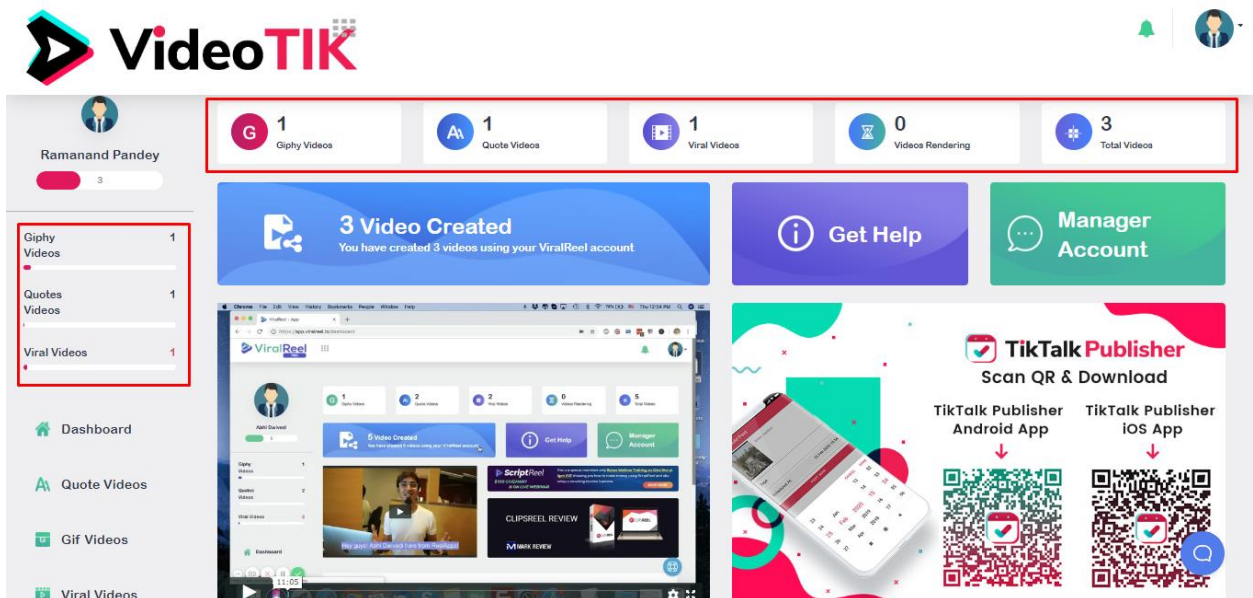


## VIDEOTIK TUTORIAL- Overview of the App

VideoTik is a very useful app you can use to create content for your social media accounts and generate traffic. You schedule those contents to be published anytime in the future and if the video is too long, you can trim it using the TrimReel feature inside the application itself.

- **The Dashboard**

1. On the first part of the dashboard you will your photo and a graph indicating the number of videos made whether its Giphy, Quotes, or Viral Videos.



2. On the bottom part of the dashboard, you will see the videos you made. You can see the title, the type of video, the status, date created, and you can choose an action- to edit or delete.



### Campaign Data

Show 10 entries

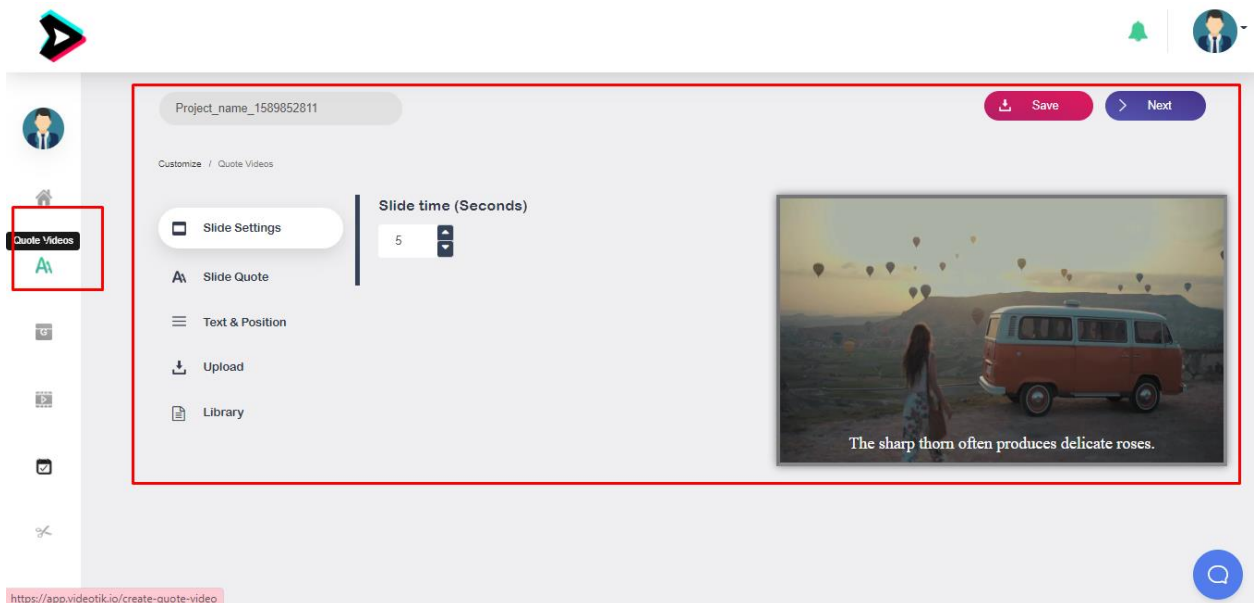
Search:

Video Title	Type	Quality	Status	Created	Actions
Viral Video Sample	Viral	HD	Success	2020-05-18 06:03:59	
Gif Video Sample	Gify	HD	Success	2020-05-18 05:43:30	
Quote Video Sample	Quote	FHD	Success	2020-05-18 05:32:23	

Showing 1 to 3 of 3 entries

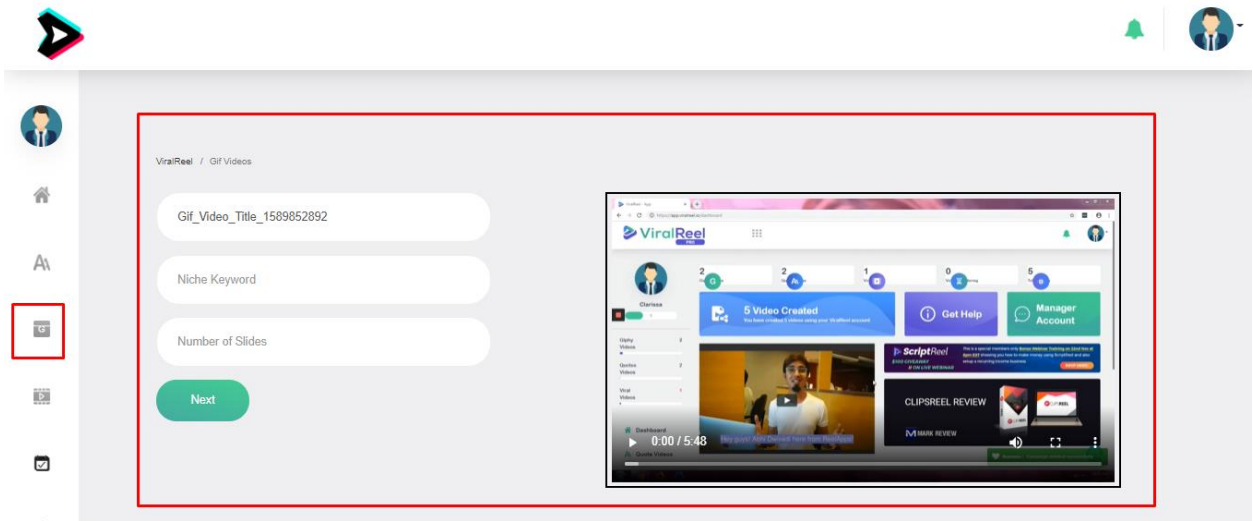
Previous 1 Next

- Quote Videos- here you can edit/create videos by adding a quote, adjusting the duration, transition, text position, and upload a picture or video of your preference which you want to be included in the video. You can also use the pre-uploaded photos and videos by clicking on Library.

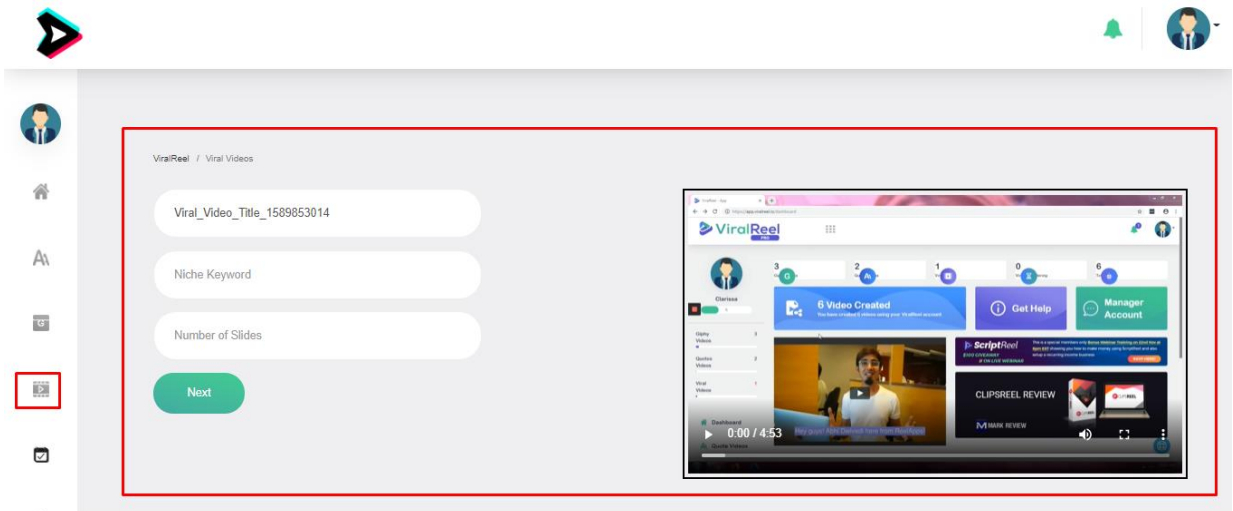




4. GIF/Giphy Videos- here you can create/edit GIFs, or moving photos. First you need to type in a niche keyword then the number of slides you want. Just like Quote Videos, you can also edit the video properties

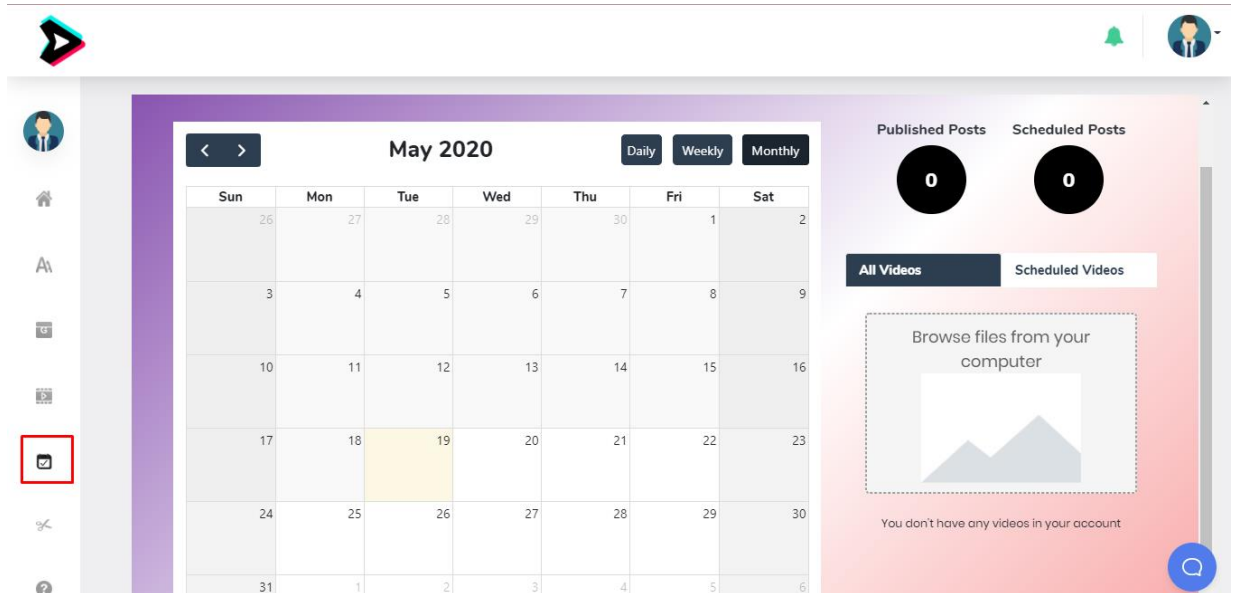


5. Viral Videos- here you can create/edit viral videos by entering a niche keyword first and then the number of slides. Same as the GIF and Quote videos, you can also edit the video properties and appearance.

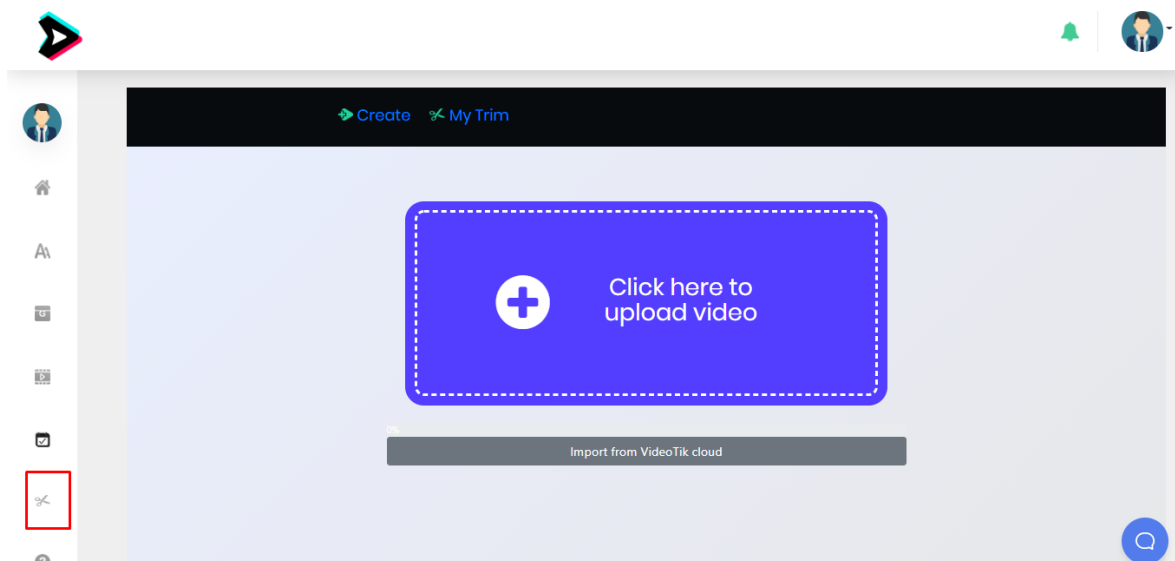




6. TikTalk Publisher- this is a different app where you can plan ahead and schedule your posts to your social media accounts namely Instagram and TikTok. You can use the campaigns you created in VideoTik as a content or upload your own videos.

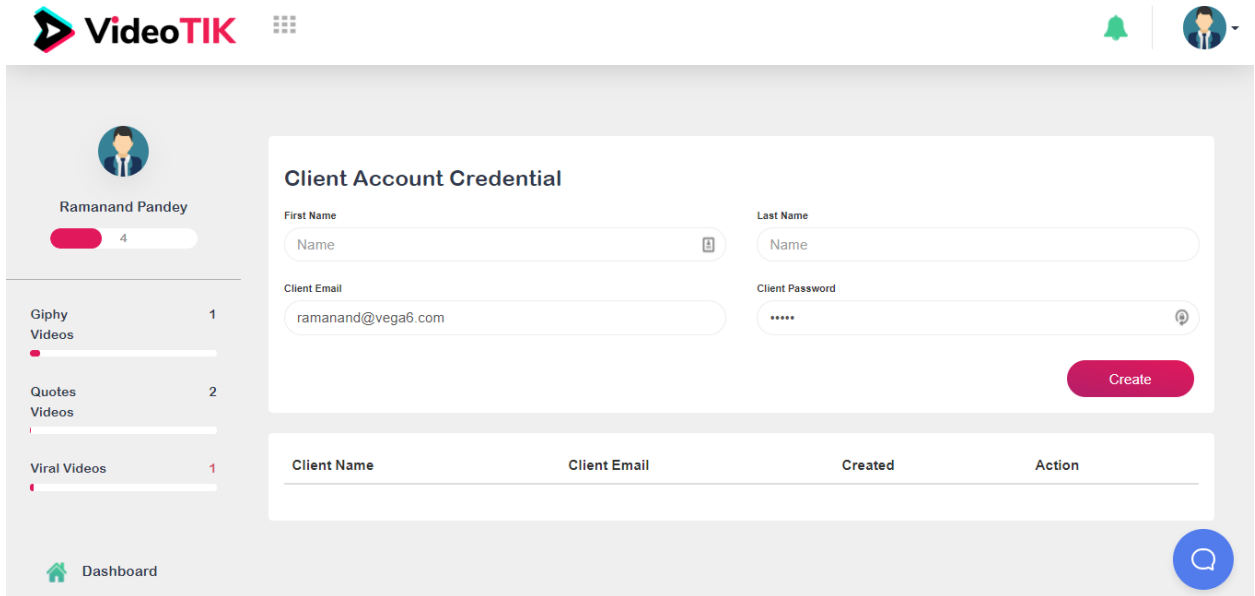


TrimReel- its an app where you can trim your videos so it would fit to some social media video duration requirement. Also, this app will help you remove parts of the videos you don't like and only leave the ones you'd like to show.





- 7. Client Account- basically a co-access account but with limited access to your VideoTik account. This will give your clients access to your account for them to log in on your behalf and see the various stuffs you are working on.



- 8. Virtual accounts are for team member or partner. They will have access to everything on your VideoTik account including administrative privileges and changing the client and virtual account information.

