

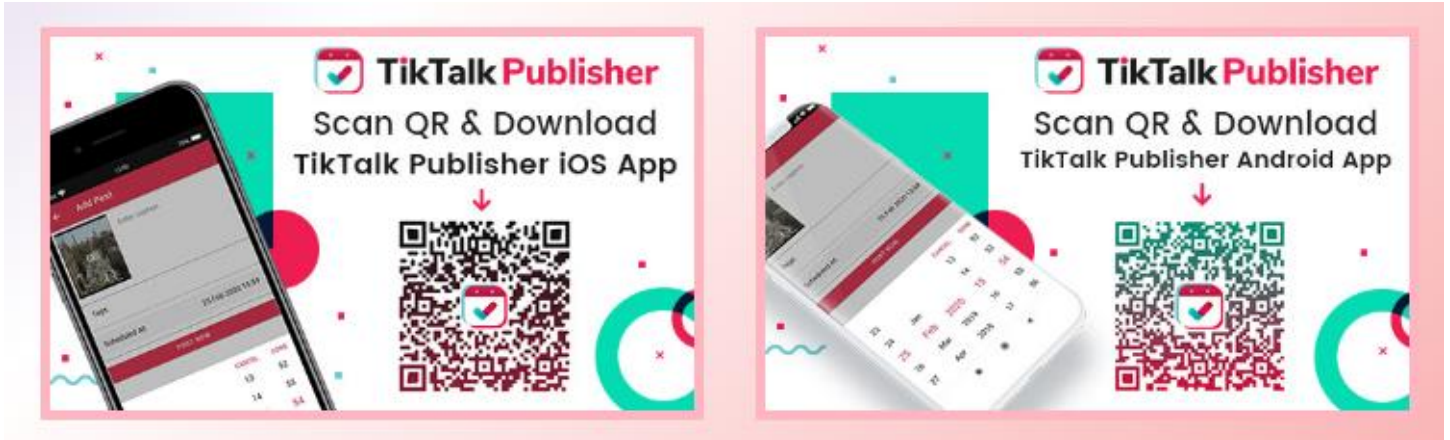


TikTalk Publisher

TIKTALK PUBLISHER TUTORIAL- How to Schedule a Post through Mobile App

You can schedule a post with TikTalk Publisher using your smartphone. All you have to do is download the app through the QR code found on the TikTalk Publisher desktop site or through the Appstore/Playstore.

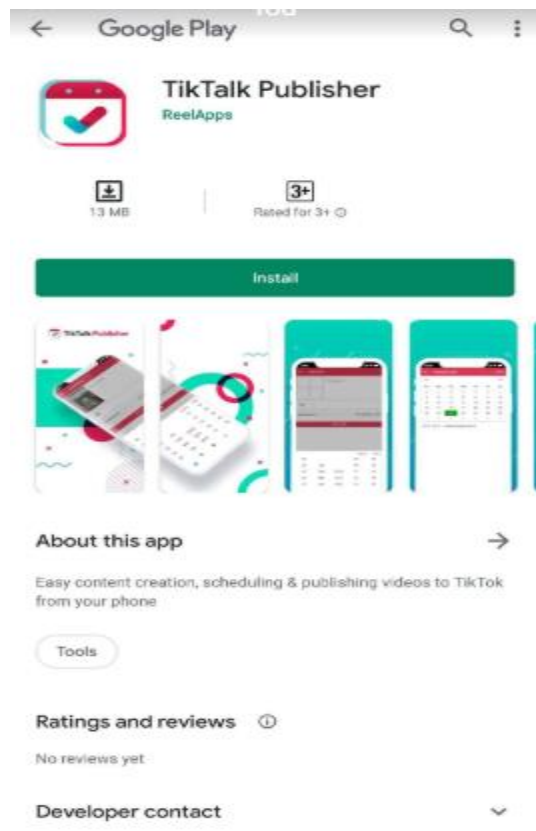
Please note that you should have an active account with TikTok or Instagram so you can successfully schedule your posts.



Or else you can get the app on below links for Google Play Store & Apple App Store Respectively –

<https://play.google.com/store/apps/details?id=io.vega6.tiktalkpublisher>

<https://apps.apple.com/is/app/tiktalk-publisher/id1500449684>



Open the mobile app then login using your TikTalk Publisher login credentials.



TikTalk Publisher

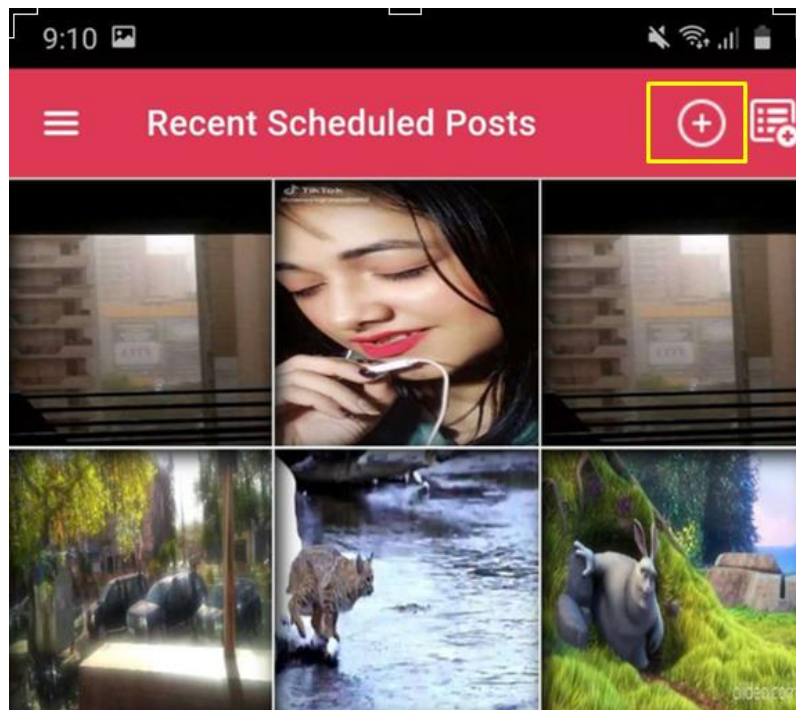
TikTalk Publisher

Username

Password

LOGIN

To add a post, click on the + sign found on the upper right-hand side.



Choose a file by tapping on the + sign. Add a caption and tags (should be separated by comma).



TikTalk Publisher

← Add Post

Enter caption

Enter tags separated by comma

Schedule at: 14 May 2020 20:58

Post On

TikTok

Instagram

SCHEDULE POST

Choose date and time and always be mindful of the timezone.

dummy caption

fun, sisters,

Schedule at: 14 May 2020 21:11

Post On

TikTok

Instagram

SCHEDULE POST

			CANCEL	DONE
12	Mar		19	09
13	Apr		20	10
14	May	2020	21	11
15	Jun	2019	22	12
16	Jul	2018	23	13

Once done, choose the platform you wish the post to be published to then tap Schedule Post.

Note Below-:



TikTalk Publisher

Note – At scheduled time you get push notification on your device. You might expect a delay of up to 5 min in push notification as destination platforms do not allow full auto posting to avoid any spamming activity. You need to click on the notification and that will start downloading the video on your local storage and will automatically prompt with opening TikTok app or Instagram. Make sure you have TikTok and/or Instagram apps installed on your device and logged in into the app.

Note for iOS Users – The video is downloaded for TikTok and then the gallery/photo app is opened. You need to tap “Share” and click TikTok to publish on TikTok.