



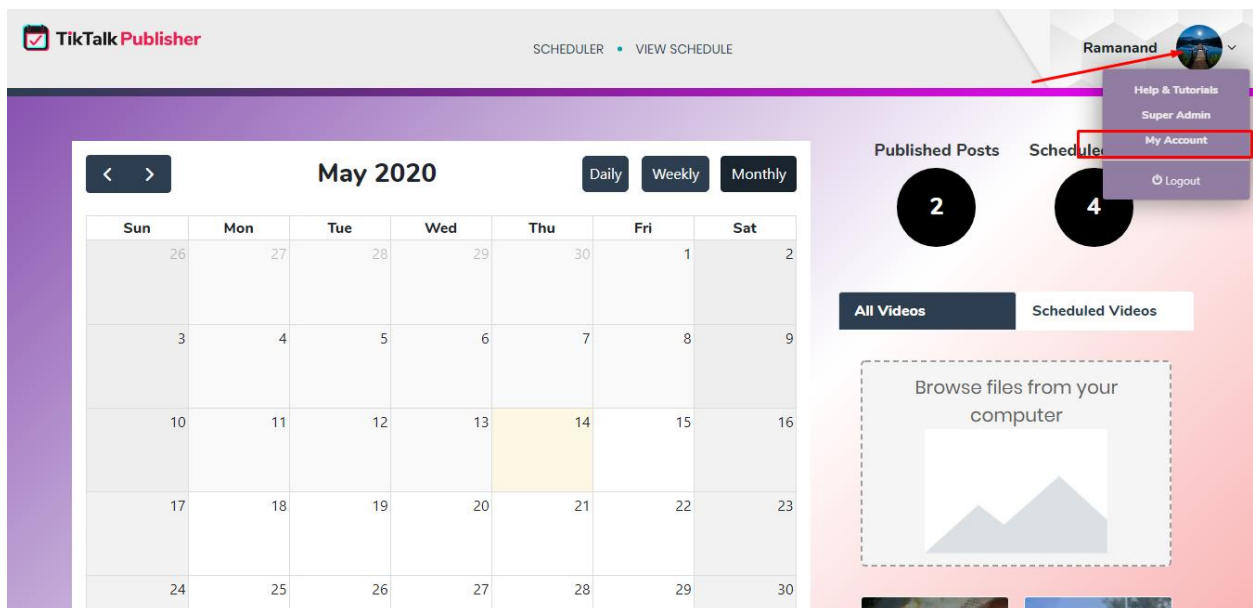
TikTalk Publisher

TIKTALK PUBLISHER TUTORIAL- How to Reset or Update Password

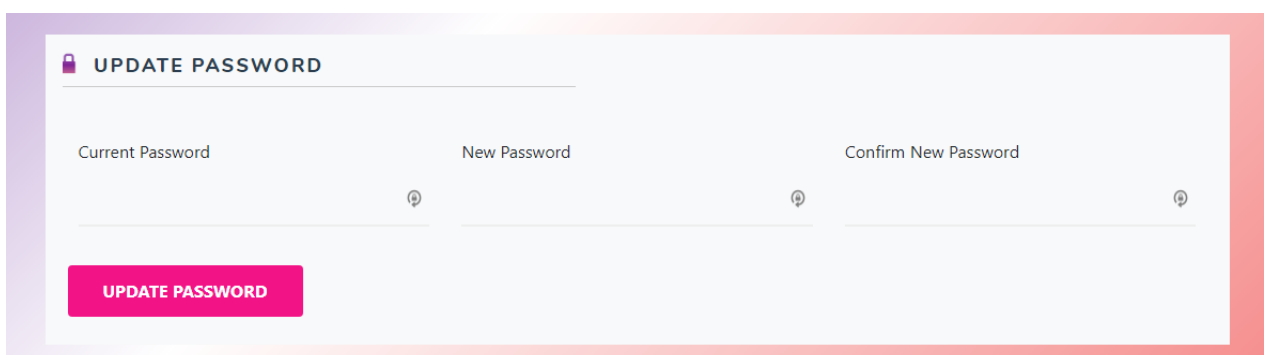
In TikTalk Publisher, you have two options to change your password. One is inside the app and the other one is through the “Forgot Password” option in case you totally forgot what your password is.

I. Change the password inside the app

1. Go to the small round icon with your profile photo located on the upper righthand corner of the dashboard then select **My Account**.

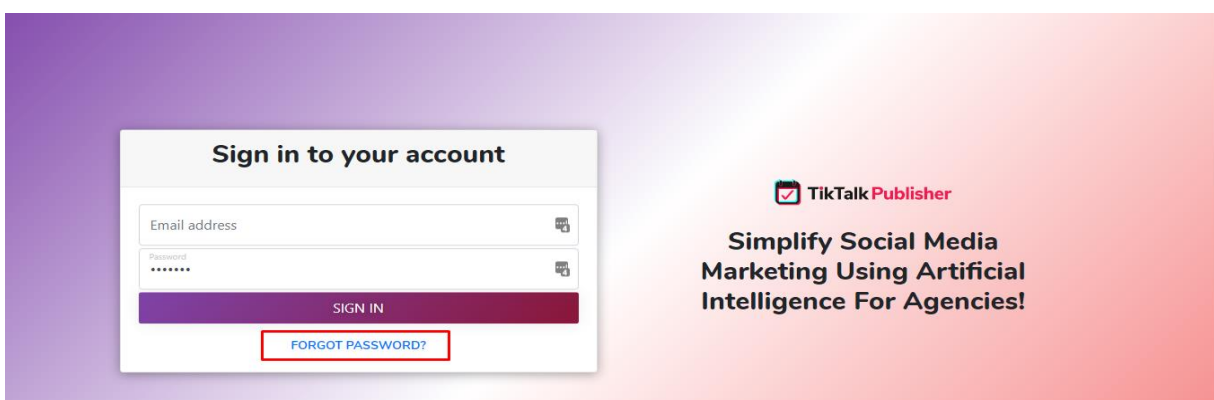


2. Scroll down until you reach the bottom part where you get the option to change your current password. Just enter your current password, the password you'd like to use- confirm, then click Change Password.



II. Use the Forgot Password option.

1. In case you totally forgot your TikTalk Publisher password, go to <https://app.tiktalkai.com/login> then click on the “Forgot Password” option.





TikTalk Publisher

3. Type your email address then click Reset Password.


FORGOT YOUR PASSWORD?

Enter your email address and we will send you instructions on how to reset your password.

Enter email address

RESET PASSWORD

[LOGIN PAGE](#)

 **TikTalk Publisher**

Simplify Social Media Marketing Using Artificial Intelligence For Agencies!

4. You will then receive an email which contains the reset password link. Follow the instructions and reset your password.