




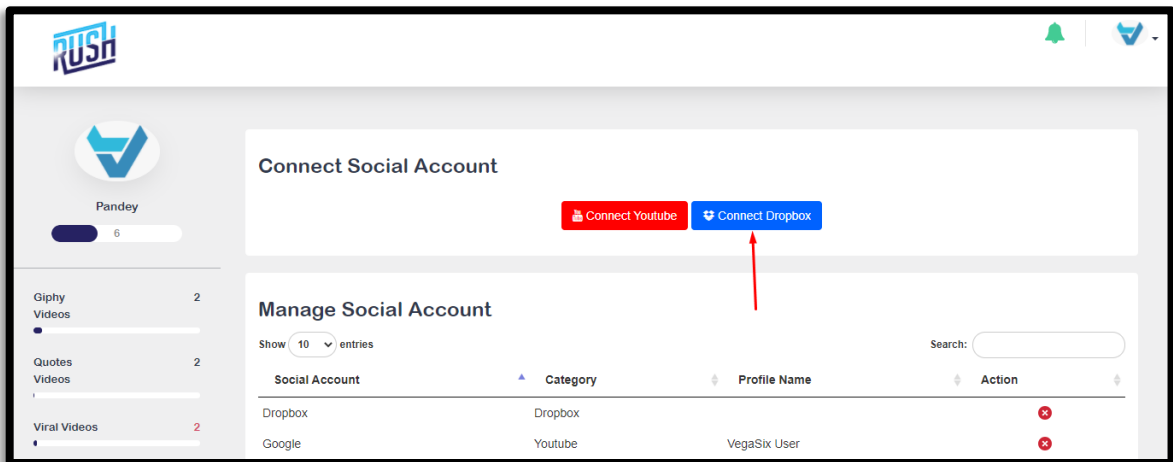
RUSH TUTORIAL- How to Connect & Post videos in Dropbox

Follow these simple steps below:

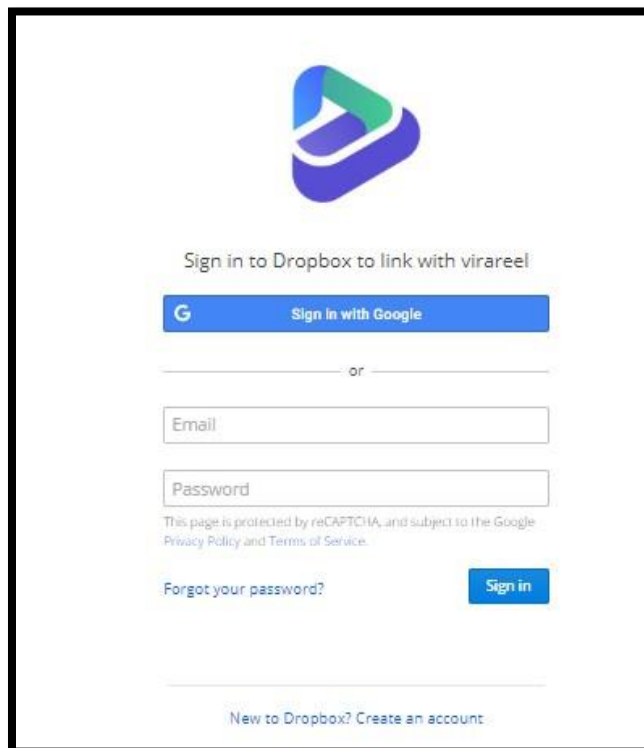
1. On the Rush dashboard, go to your Profile tab dropdown on the upper right part of the screen then click on **Social Accounts**.



2. Since we're connecting Dropbox, click on the **Connect Dropbox** option.

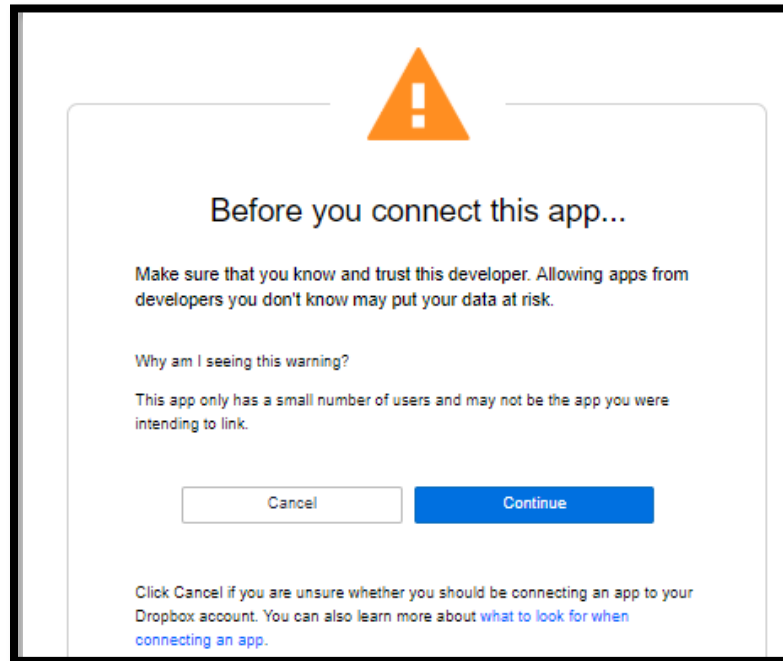


3. A pop-up will appear and you will need to sign in to your Dropbox account.







4. After logging in, another pop-up will tell you to make sure that you know the app, so click on **Continue**.



5. Rush will ask permission to access your files and folder in your Dropbox account. Click **Allow**.



6. Once you have successfully added your Dropbox account, you will see it on the Manage Social Account tab. If you wish to remove the said account, just click on the X button below the Action tab.



How to Post your videos on Dropbox

Follow these simple steps below:

1. On the Rush dashboard, scroll down to the Campaign Data tab where you can see the list of the videos you made. Click on the small inverted triangle on the side to show more options.



Video Title	Type	Quality	Status	Created	Actions
Project_name_1560429297	Quota		Music required	2019-06-13 08:34:57	
Project_name_1560426418	Quota		Action Required	2019-06-13 07:46:58	
Untitled_1557917582	Viral		Action Required	2019-05-15 06:53:26	
Untitled_1557916770	City		Action Required	2019-05-15 06:46:32	
Untitled_1557916223	Quota		Action Required	2019-05-15 06:30:23	
Untitled_1557916024	Quota		Action Required	2019-05-15 06:27:04	
Untitled_1557387681	Viral		Music required	2019-05-09 03:46:17	
Untitled_1557387076	Viral		Action Required	2019-05-09 03:31:28	
Untitled_1557386954	Viral		Action Required	2019-05-09 03:30:57	
Untitled_1557323984	City		Music required	2019-05-08 10:07:17	

- To post your campaign on social accounts, click on the last icon which says Push on social when you hover your mouse on it.

Video Title	Type	Quality	Status	Created	Actions
Untitled_1557316917	Quota	FHD	Success	2019-05-08 08:01:57	
Untitled_1557306286	Quota	FHD	Success	2019-05-08 05:04:46	

- A pop-up will then appear. Fill out the necessary information and don't forget to click the Dropbox option. Once done, Click Post.

Post in to your Social Accounts

Title:

Description:

Social Accounts:
 Assgggg
 Dropbox

- Once successful, another pop up colored in green will appear confirming that you have successfully pushed you campaign to your chosen social account.

Video Title	Type	Quality	Status	Created	Actions
Project_name_1560429297	Quota		Music required	2019-06-13 08:34:57	
Project_name_1560426418	Quota		Action Required	2019-06-13 07:46:58	
Untitled_1557917582	Viral		Action Required	2019-05-15 06:53:26	
Untitled_1557916770	City		Action Required	2019-05-15 06:46:32	
Untitled_1557916223	Quota		Action Required	2019-05-15 06:30:23	
Untitled_1557916024	Quota		Action Required	2019-05-15 06:27:04	
Untitled_1557387681	Viral		Music required	2019-05-09 03:46:17	
Untitled_1557387076	Viral		Action Required	2019-05-09 03:31:28	
Untitled_1557386954	Viral		Action Required	2019-05-09 03:30:57	
Untitled_1557323984	City		Music required	2019-05-08 10:07:17	

Showing 1 to 10 of 14 entries

Previous 1 2 Next

